

Resources:

- Conflict Resolution Time Machine™
- *Shubert's BIG Voice* book
- *Sophie's BIG Voice* book
- *Shubert's Helpful Day* book
- *Sophie's Helpful Day* book
- *Shubert Sees the Best* book
- Picture Rule Cards book

POWER


Attention

SKILL

Assertiveness

STRUCTURES

Conflict Resolution
 Time Machine™
 Class Meetings



Creating the School Family™ and Teaching BIG Voice

Adult Goal: See conflict as an opportunity to teach missing skills

- Day 1: Begin using the language, “Did you like it?” to respond to child saying, “Teacher, _____.” (intrusion tattling)
- Read *Shubert's BIG Voice* or *Sophie's BIG Voice*
- Create a class chart of “Things that Bug Me!” to use to create a class book

Child Goal: Use BIG voice to set limits assertively

- Role Play “Stop, I don't like it when you _____. Please _____ instead.”
- Use “BIG Voice” from *Kindness Counts* CD during Brain Smart® Start

Building Assertiveness with the Big Voice and Continuing to Build the School Family

Adult Goals: Continue to build School Family and model the “BIG Voice”

- Begin using the language, “Are you telling me to be helpful or hurtful?” to child saying, “Teacher, _____ is/isn't _____. (revenge tattling)
- Read *Shubert's Helpful Day* or *Sophie's Helpful Day*
- Brainstorm “Ways to Be Helpful” chart
- Create class books of Ways to Be Helpful
- Use *That Was Helpful* or *I'm a Helpful Person* from *It Starts In The Heart* CD

Child Goals: Continue to practice BIG Voice and identify kind / helpful acts


- Role Play to practice and prepare for conflict
- Introduce Kindness Tree structure and Kindness Recorder Job

Introducing Conflict Resolution Time Machine™

It is critical that the Time Machine Tool be introduced and taught to the whole group as a teaching tool BEFORE using it as a natural consequence. Ask children for willingness to be of service to the group.

Example: “Are you willing to go back in time and turn a hurtful situation into a helpful one so that you and everyone can learn how to solve problems?”

- Effectiveness will depend on the School Family
- Introduce and role play with the whole group AFTER School Family has been established (in the Spring time. This will be done as a class, not individually.)



Class Meetings

Class Agreements

Adult Goal: Guide students in co-creating classroom agreements.

Grades K-2

- Before school starts create 3 -4 agreements focused on safety and helpfulness.
- Create a chant or song with motions
- Use each day as part of the Brain Smart Start and/ or Safekeeper Ritual.

P.E.A.C.E. for Problem-Solving

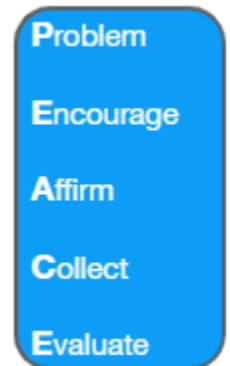
Problem: I've noticed _____. This is a problem for me because _____.

Encourage ownership: Has anyone else noticed this? Is it a problem for others?

Affirm the problem: So, the problem is _____. (Reframe in the positive.)

Collect solutions: What might help you be more successful at _____?

Evaluate: When and how will you check to see if the solutions are working?



What is your next step for implementation of Conflict Resolution?
