

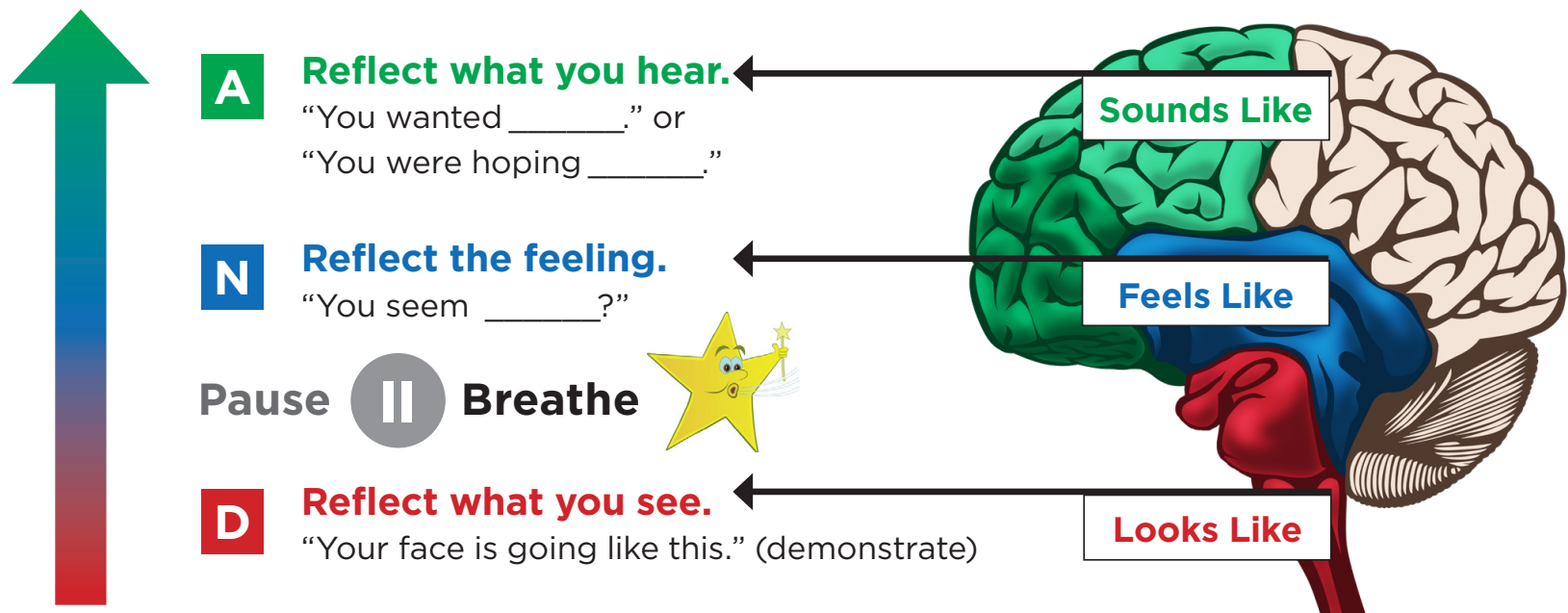
Problem-Solving: Teaching Toddlers Social Skills

Presented by: Angela Fraley
Conscious Discipline Master Instructor
angela.fraley@consciousdiscipline.com

STEP #1: OFFER UNDERSTANDING

For infants, our main discipline focus is building a secure attachment through attuned interactions using the D.N.A. Process. Older infants and toddlers are impulsive, which often creates conflict as they begin to learn about boundaries and cause-effect. Teaching social skills and setting limits works better when the adult uses the A.C.T. Process.

D.N.A. Process = Describe, Name, Acknowledge



A.C.T. Process

- A.** **A**cknowledge the child's deepest desire and intent.
"You wanted ____" or "You were hoping ____."
- C.** **C**alm by breathing to slow down.
- T.** **T**arget 2 positive choices.

NOTES:

STEP #2: TEACH

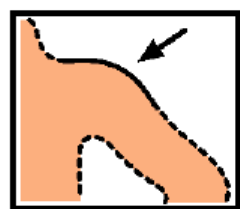
WHAT do I want them to know?

Examples: How to get a friend's attention, ask for a turn, share and take turns, wait for a turn, use BIG Voice to communicate during conflicts, etc.

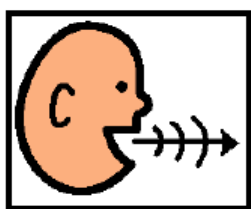


Pictures help you teach the Social Skills.

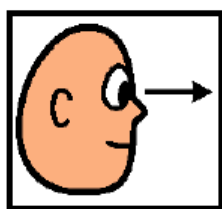
Use visuals like those shown below, but also take pictures of the children practicing the social skills.



TAP WITH ONE
FINGER



SAY THEIR
NAME



LOOK AT
THEM



WHEN and HOW will you PRACTICE IN PLAY?

Examples of WHEN: During free play, in small groups, one-on-one interactions, etc.

Examples of HOW: Taking turns while playing a game, role playing during pretend play, etc.

[illegible]